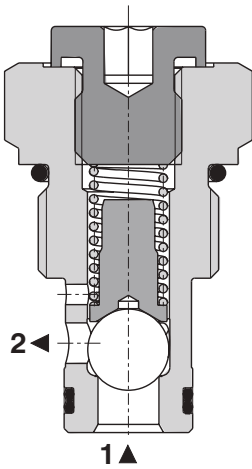


Technical Features

- › Hardened precision parts
- › Sharp-edged steel seats for dirt-tolerant performance
- › Leak-free closing, suitable for fast cycling with long life
- › High flow capacity
- › Optional bias spring ranges for back-pressure control
- › In the standard version, the valve is zinc-coated for 240 h protection acc. to ISO 9227

Functional Description

A hydraulic check valve in the form of a screw-in cartridge for use as a blocking or load-holding device. The cartridge has a ball check which is closed by spring until sufficient pressure is applied at port 1 to open flow to port 2.



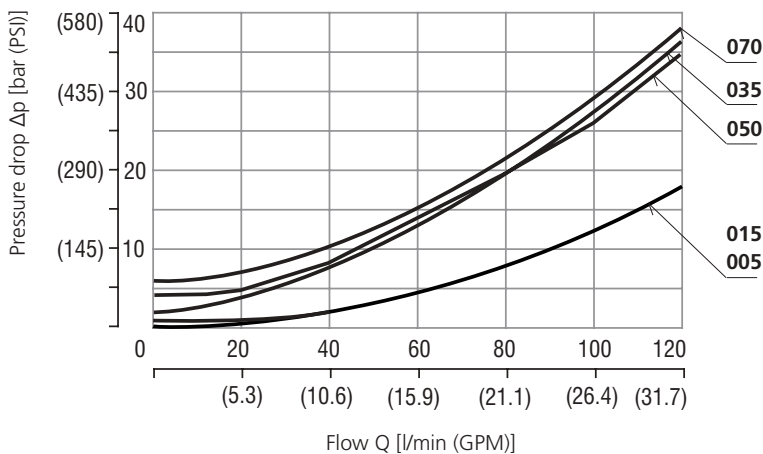
Technical Data

Valve size / Cartridge cavity		7/8-14 UNF-2A / B2				
Max. flow	l/min (GPM)	120 (31.7)				
Max. operating pressure	bar (PSI)	420 (6090)				
Cracking pressure	bar	0.5	1.5	3.5	5.0	7.0
	(PSI)	(7.3)	(21.8)	(50.8)	(72.5)	(101.5)
Fluid temperature range (NBR)	°C (°F)	-30 ... +100 (-22 ... +212)				
Fluid temperature range (FPM)	°C (°F)	-20 ... +120 (-4 ... +248)				
Mass	kg (lbs)	0.12 (0.27)				

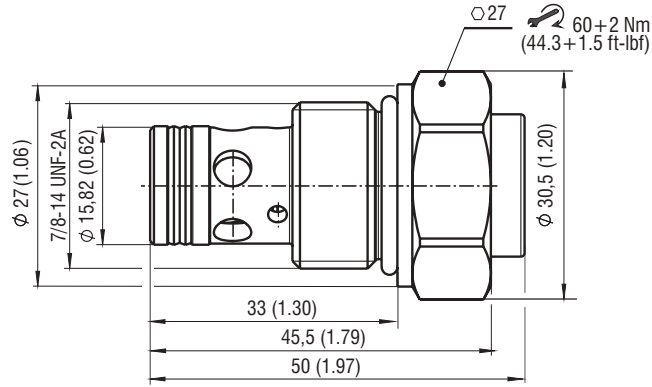
		Datasheet	Type
General information		GI_0060	Products and operating conditions
Valve bodies	In-line mounted	SB_0018	SB-B2*
	Sandwich mounted	SB-04(06)_0028	SB-*B2*
Cavity details / Form tools		SMT_0019	SMT-B2*
Spare parts		SP_8010	

Characteristics measured at $v = 32 \text{ mm}^2/\text{s}$ (156 SUS)

Pressure drop related to flow rate



Dimensions in millimeters (inches)



Ordering Code

SC1F-B2 / -

Check Valve, ball-type
7/8-14 UNF

No designation
V

Surface treatment
A zinc-coated (ZnCr-3), ISO 9227 (240 h)
B zinc-coated (ZnNi), ISO 9227 (520 h)

Seals
NBR
FPM (Viton)

High performance

H

000
002
005
010
015
020
035
050
070

Cracking pressure
without spring
0.2 bar (2.92 PSI)
0.5 bar (7.3 PSI)
1.0 bar (14.6 PSI)
1.5 bar (21.8 PSI)
2.0 bar (29.2 PSI)
3.5 bar (50.8 PSI)
5.0 bar (73 PSI)
7.0 bar (101.5 PSI)